

# English for English Speakers - Beginner: Level 1

English Out There



# English for English Speakers

Beginner: Level 1



English for English Speakers: Beginner: Level 1

1<sup>st</sup> edition

© 2013 Languages Out There

All characters and images contained in this book are copyrighted creations of Languages Out There Ltd and their licensors

All Rights Reserved.

The right of Languages Out There Ltd to be identified as the author of this work has been asserted.

No part of this publication may be reproduced or transmitted in any form or by any means, electronic or mechanical, including photocopy, recording, or any information and retrieval system, without permission in writing from the copyright holder/publisher, except in the case of brief quotations embodied in critical articles and reviews.

Audio proof, up three levels in 6 lessons

<http://languagesoutthere.podomatic.com>

Buy course ebooks for self-study and teaching

<http://EnglishOutThere.com>

Facebook

[www.Facebook.com/EnglishOutThere](http://www.Facebook.com/EnglishOutThere)

Google+

<http://gplus.to/englishoutthere>

Twitter

[www.Twitter.com/EnglishOutThere](http://www.Twitter.com/EnglishOutThere)

How to teach and study using EOT

[www.YouTube.com/user/languagesoutthere](http://www.YouTube.com/user/languagesoutthere)

Online meeting and teaching space, with online class demos

[www.Wiziq.com/EnglishOutThere](http://www.Wiziq.com/EnglishOutThere)

# Contents

<b>Course Overview</b>	<b>5</b>
<b>Lesson 1: Introductions</b>	<b>6</b>
<b>Lesson 2: Numbers and letters</b>	<b>13</b>
<b>Lesson 3: Telephoning</b>	<b>20</b>
<b>Lesson 4: Taking a taxi</b>	<b>30</b>
<b>Lesson 5: Food and drink</b>	<b>39</b>



 **OLIVER WYMAN**



Oliver Wyman is a leading global management consulting firm that combines deep industry knowledge with specialized expertise in strategy, operations, risk management, organizational transformation, and leadership development. With offices in 50+ cities across 25 countries, Oliver Wyman works with the CEOs and executive teams of Global 1000 companies.  
**An equal opportunity employer.**

**GET THERE FASTER**

**Some people know precisely where they want to go.** Others seek the adventure of discovering uncharted territory. Whatever you want your professional journey to be, you'll find what you're looking for at Oliver Wyman.

Discover the world of Oliver Wyman at [oliverwyman.com/careers](http://oliverwyman.com/careers)

 **MARSH & MCLENNAN COMPANIES**



# Course Overview

Level 1	Topic	Aim	Language Focus	Skills
<b>Lesson 1</b>	Introductions	To be able to greet others and introduce themselves	Pronouns and words of greeting and introduction	Speaking, listening
<b>Lesson 2</b>	Numbers and letters	To take down personal details correctly	Numbers and the alphabet	Speaking, listening
<b>Lesson 3</b>	Telephoning	To make basic telephone contact; leave and understand messages; identify answerphone and automated messages	'Can' for requests; telephone vocabulary	Speaking, listening
<b>Lesson 4</b>	Taking a taxi	To feel confident using taxis; correctly identify money; understand key airport signage	Vocabulary of taxis, airport; requests with 'can' and money	Speaking, listening
<b>Lesson 5</b>	Food and drink	To enable students to order a light meal and a drink in a pub or cafe	Food and drink lexis; 'can' for requests	Speaking, listening

# Lesson 1: Introductions

Level 1	Topic	Aim	Language Focus	Skills
Lesson 1	Introductions	To be able to greet others and introduce themselves	Pronouns and words of greeting and introduction	Speaking, listening



## Self-study

1. Task Sheet 1. Match the greetings with the answers.
2. Task Sheet 2. Fill the gaps in the sentences.
3. Task Sheet 3. Match the flags with the countries. Check your answers in the key. Then put the correct words from the box in the spaces in the sentences. Finally, rearrange the words to make sentences.
4. Task Sheet 4. Fill the gaps, using *is* or *are*.
5. Now go to the *Out There* task.

## Out There

Talk to your *Out There* conversation partners about yourself and ask them questions about themselves.

1.1 Task Sheet 1



1. Match the answers in the box with the greetings.

- |  |   |                            |
|--|---|----------------------------|
| a) <b>Yes, nice to meet you.</b>         | b) <b>Hello Dave</b>                      | c) <b>My name's Peter.</b> |
| d) <b>.....morning!</b>                  | e) <b>Hello Tomoko. Nice to meet you.</b> |                            |
| f) <b>Hi Jake. Fine thanks, and you?</b> |   |                            |

1. Hello, I'm Diana. What's your name? My name's Peter.
2. Good morning! \_\_\_\_\_
3. Hello Tom. \_\_\_\_\_
4. Are you Andy Green? \_\_\_\_\_
5. Hi Maria. How are you? \_\_\_\_\_
6. John, this is Tomoko. \_\_\_\_\_

## 1.2 Task Sheet 2

7. Fill in the gaps.

<p>a) Hi, I'm Jake. Hello, ..... Maria Hi Maria. .... to meet you.</p>	<p>b) Good morning, Dave. Morning, Pete. .... are you? ..... thanks, and .....</p>
<p>c) Hi, Susana. ..... Nicolas. How ....you? Fine, .... you?</p>	<p>d) ..... you Marta? No, .....not .....name's Laura.</p>
<p>e) Tanya, ..... is Marc. ..... Marc. Nice to ..... you</p>	<p>f) Hello, .....Anna, your teacher. What's your .....? Hello, I'm Katya .</p>

Remember:

<p><b>short form</b> my name's = my name is</p>	<p><b>short form</b> I'm = I am</p>	<p><b>short form</b> what's = what is</p>
---	---	---

**Language note:** It's more natural to use the 'short form' in spoken English and in informal writing.



### 1.3 Task Sheet 3

1. Match the flag and the country. Check your answers in the key.



Russia	Mexico	China	Japan	Brazil	Italy	Spain	South Korea
--------	--------	-------	-------	--------	-------	-------	-------------

2. Put the correct word in the spaces.

I'm	Where	am	from	I'm	not
-----	-------	----	------	-----	-----

- |                          |                               |
|--------------------------|-------------------------------|
| a) Are you from Brazil?  | Yes, I _____.                 |
| b) Are you from China?   | No, I'm _____ I'm from Japan. |
| c) Where are you from?   | _____ from Mexico.            |
| d) Are you from Spain?   | Yes. _____ are you from?      |
| e) Where are you from?   | I'm _____ Taiwan.             |
| f) Are you from England? | No. _____ not.                |

3. Put the words in the right order.

- |                            |       |
|----------------------------|-------|
| a) name your What's?       | _____ |
| b) are from you Where?     | _____ |
| c) from I'm Japan          | _____ |
| d) from you Are Russia?    | _____ |
| e) I'm No not              | _____ |
| f) nice Hello, you meet to | _____ |

1.4 Task Sheet 4

**Language note**

If you know what country someone is from and want to know which city, ask "Whereabouts?"

**Look:**

"Where are you from?"	"I'm from Scotland"
"Oh, whereabouts?"	"From Edinburgh"

1. Put **is** or **are** in the gaps

My name is Rita.	How are you?
What a) _____ your name?	Where b) _____ you from?
This is Alex.	Oh. Whereabouts?
c) _____ your name Julia?	d) _____ you from China?
	Are you a student?

Well done, you have now finished the preparation for the speaking practice task.

**Day one**  
and you're ready

Day one. It's the moment you've been waiting for. When you prove your worth, meet new challenges, and go looking for the next one. It's when your dreams take shape. And your expectations can be exceeded. From the day you join us, we're committed to helping you achieve your potential. So, whether your career lies in assurance, tax, transaction, advisory or core business services, shouldn't your day one be at Ernst & Young?

**What's next for your future?**  
[ey.com/careers](http://ey.com/careers)

**ERNST & YOUNG**  
Quality In Everything We Do

© 2010 EYGM Limited. All Rights Reserved.



## 1.5 Task Sheet 5

### *Out There* Task

You are going to talk to your *Out There* conversation partners about yourself and ask them questions about themselves. You have practised the question forms and some key vocabulary in the preparation material.

#### **Before you call your *Out There* conversation partners:**

1. Read the task carefully.
2. Do you understand it? If you do not, read it again.
3. Are you ready to call your partners?
4. Call and introduce yourself:  
“Hi, my name is [insert your name here], I’m learning English, can I ask you some questions?”
5. Say ‘thank you’...and begin the task.
6. Remember to write your partners’ answers down and ask them to use the ‘chat’ box to spell words and phrases you don’t understand.
7. Remember you can record your conversations and listen to them again!

#### **Ready?**

Introduce yourself to your *Out There* conversation partners.

Ask their name and other key information using the questions below.

Listen to your conversation partners and answer their questions.

Then you ask the questions.

If possible, write down their answers.

Hello, my name’s \_\_\_\_\_

What’s your name?

Nice to meet you. / How are you?

Where are you from?

Whereabouts?

## 1.6 Answer Key

### Task Sheet 1

1. 1. c; 2. d; 3. b; 4. a; 5. f; 6. e

### Task Sheet 2

- a. I'm, nice; b. How, Fine, you; c. Hi, are, and; d. Are, I'm, My;  
e. this, Hello, meet; f. I'm, name

### Task Sheet 3

1. a. Japan; b. Brazil; c. South Korea; d. Spain;  
e. China; f. Russia; g. Mexico; h. Italy
2. a. am; b. not; c. I'm; d. Where ; e. from; f. I'm
3. a. what's your name; b. where are you from?; c. I'm from Japan;  
d. are you from Russia?; e. no, I'm not; f. hello, nice to meet you

### Task Sheet 4

1. a. is; b. are; c. is; d. are

# Lesson 2: Numbers and letters

Level 1	Topic	Aim	Language Focus	Skills
<b>Lesson 2</b>	Numbers and letters	To take down personal details correctly	Numbers and the alphabet	Speaking, listening

### Self-study

1. Task Sheet 1. Listen and write the letters in the correct box. Then listen to the spelling of the names and write the names.
2. Task Sheet 2. Listen to the numbers and repeat them. Then match the telephone numbers with the way you say them. Finally match the phrases with their meanings.
3. Task Sheet 3. Match the questions and the answers. Then write the numbers next to the correct address. Finally put the words in the correct order to make sentences.
4. Now go to the *Out There* task.

### Out There

Talk to your *Out There* conversation partners about yourself and ask them questions about themselves.

In the past 5 years we have drilled around

# 95,000 km

—that’s more than **twice** around the world.

**Who are we?**  
We are the world’s leading provider of reservoir characterization, drilling, production, and processing technologies to the oil and gas industry.

**Who are we looking for?**  
We offer countless opportunities in the following domains:

- Operations
- Research, Engineering, and Manufacturing
- Geoscience and Petrotechnical
- Commercial and Business

We’re looking for high-energy, self-motivated graduates with vision and integrity to join our team.

**What will you be?**

[careers.slb.com](http://careers.slb.com)

**Schlumberger**



## 2.1 Task Sheet 1

## Exercise 1

Listen to the letters of the alphabet.

a b c d e f g h i j k l m n o p q r s t u v w x y z

Listen and repeat the letters.

Now write the letters with similar sounds in the same box.

<u>a</u> <i>j</i>	<u>b</u> <i>c</i>	<u>f</u>	<u>i</u>	<u>o</u>	<u>q</u>	<u>r</u>
----------------------	----------------------	----------	----------	----------	----------	----------

## Exercise 2

Listen and write down the names.

1. \_\_\_\_\_
2. \_\_\_\_\_
3. \_\_\_\_\_
4. \_\_\_\_\_
5. \_\_\_\_\_
6. \_\_\_\_\_
7. \_\_\_\_\_
8. \_\_\_\_\_

## 2.2 Task Sheet 2

### Exercise 1

Listen and repeat the numbers.

1	2	3	4	5	6	7	8	9	10	11	12	13	14	15	16	17	18	19	20
21	30	31	40	41	50	51	60	61	70	71	80	81	90	91	100	101			

### Exercise 2

Match these telephone numbers to how you say them:

- |            |                                     |
|------------|-------------------------------------|
| 1. 294587  | 1. two nine four, three eight seven |
| 2. 018369  | 2. eight eight oh, two one nine     |
| 3. 293487  | 3. oh one eight, three six nine     |
| 4. 880912  | 4. seven four oh, two three five    |
| 5. 081369  | 5. two nine four, five eight seven  |
| 6. 740235  | 6. eight eight oh, one nine two     |
| 7. 880192  | 7. two nine three, four eight seven |
| 8. 880219  | 8. oh eight one three six nine      |
| 9. 740253  | 9. eight eight oh nine one two      |
| 10. 294387 | 10. seven four oh two five three    |

### Exercise 3

Here are some useful phrases.

Match the phrases with their meaning:

What do you say when:

- |   |                                       |
|---|---------------------------------------|
| 1) someone is speaking too fast         | a) Pardon?                            |
| 2) you don't hear                       | b) Can you speak more slowly, please? |
| 3) you want to write down a name        | c) Can you say that again, please?    |
| 4) you want someone to repeat something | d) Can you spell that again, please?  |

### 2.3 Task Sheet 3

#### Exercise 1

Look at these questions and match them to the correct answers:

- |                               |                             |
|-------------------------------|-----------------------------|
| 1. What's your first name?    | a. Scotland                 |
| 2. What's your surname?       | b. 0894736849343            |
| 3. What's your address?       | c. 554723                   |
| 4. What's your phone number?  | d. WN34 5TR                 |
| 5. What's your mobile number? | e. McDonald                 |
| 6. Where are you from?        | f. 23 Roberts Road, Windsor |
| 7. What's your postcode?      | g. Marie                    |

#### Exercise 2

Look at these numbers:

thirteen	eighty seven	fifteen	thirty
two hundred and forty six	fifty	seventy eight	twenty four

Now write them next to the correct address:

- |                        |       |
|------------------------|-------|
| 1. 50 Castle Street    | _____ |
| 2. 30 Millbank Road    | _____ |
| 3. 13 West Street      | _____ |
| 4. 246 Grange Avenue   | _____ |
| 5. 15 Buckingham Drive | _____ |
| 6. 24 Forest way       | _____ |
| 7. 78 Clifton Avenue   | _____ |
| 8. 87 Church Road      | _____ |

#### Exercise 3

Reorder the words to spell the useful phrases. Write them below.

- |                                      |       |
|--------------------------------------|-------|
| 1. say please? Can that you again    | _____ |
| 2. that please? you spell Can        | _____ |
| 3. speak can more you Please slowly? | _____ |
| 4. don't sorry I understand I'm      | _____ |

**Well done, you have now finished the preparation for the speaking practice task.**



## 2.4 Task Sheet 4

### Out There Task


You are going to talk to your *Out There* conversation partners about yourself and ask them questions about themselves. You have practised the question forms and some key vocabulary in the preparation material.

Before you call your *Out There* conversation partners:

1. Read the task carefully.
2. Do you understand it? If you do not, read it again.
3. Are you ready to call your partners?
4. Call and introduce yourself:  
 “Hi, my name is [insert your name here], I’m learning English, can I ask you some questions about you?”
5. Say ‘thank you’...and begin the task.
6. Remember to write your partners’ answers down and ask them to use the ‘chat’ box to spell words and phrases you don’t understand.
7. Remember you can record your conversations and listen to them again!



Hellmann’s is one of Unilever’s oldest brands having been popular for over 100 years. If you too share a passion for discovery and innovation we will give you the tools and opportunities to provide you with a challenging career. Are you a great scientist who would like to be at the forefront of scientific innovations and developments? Then you will enjoy a career within Unilever Research & Development. For challenging job opportunities, please visit [www.unilever.com/rjjobs](http://www.unilever.com/rjjobs).

Could it be   
Unilever



**Ready?**

Introduce yourself to your *Out There* conversation partners.

Ask their names and other key information using the questions below. If possible, write down their answers in the spaces provided. Don't forget the useful phrases you have learnt if you need the information repeated.

Then listen to your conversation partners and answer their questions.

What's your first name? \_\_\_\_\_

What's your surname? \_\_\_\_\_

What's your address? \_\_\_\_\_

What's your phone number? \_\_\_\_\_

What's your mobile number? \_\_\_\_\_

What's your postcode? \_\_\_\_\_

Where are you from? \_\_\_\_\_

## 2.5 Answer Key

## Task Sheet 1

1.

a h j k	b c d e g p t v	f l m n s x z	i y	o	q u w	r
------------------	--------------------------------------	---------------------------------	--------	---	-------------	---

2.

1. John Barker
2. Charles Fordham
3. Geoffrey Morgan
4. Yasmin Rendle
5. Leonard Wyeth
6. Rosemary Bazallegette
7. Joy Montgomery
8. Francis Kendal

## Task Sheet 2

1. 1. b   2. a   3. d   4. c  
 2. 1. e   2. c   3. g   4. i   5. h   6. d   7. f   8. b   9. j   10. a  
 3. 1. b   2. a   3. d   4. c

## Task Sheet 3

1. 1. g   2. e   3. f   4. c   5. b   6. a   7. d  
 2. 1. fifty   2. thirty   3. thirteen   4. two hundred and forty six   5. fifteen   6. twenty four  
 7. seventy eight   8. eighty seven  
 3. 1. Can you say that again, please?  
 2. Can you spell that, please?  
 3. Can you speak more slowly, please?  
 4. I'm sorry, I don't understand

# Lesson 3: Telephoning

Level 1	Topic	Aim	Language Focus	Skills
<b>Lesson 3</b>	Telephoning	To make basic telephone contact; leave and understand messages; identify answerphone and automated messages	'Can' for requests; telephone vocabulary	Speaking, listening

## Self-study

1. Look at Task Sheet 1. Match the words and the pictures. Then check your answers in the key.
2. Now look at Task Sheet 2. Exercise 1. Select the correct answer – true or false. Then go to Exercise 2 and fill the gaps in the dialogues.
3. Task Sheet 3. Look at Exercise 1. Choose the correct expression a–f. Then look at Exercise 2. Listen and tick the correct answer. Then go to Exercise 3. Listen again and put the words in the correct spaces.
4. Task Sheet 4. Read dialogue. Then go to Exercise 2 and put the dialogues in the correct order.
5. Now go to the Out There task.



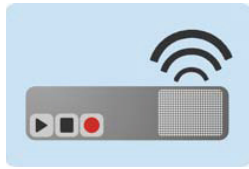







## Out There

Act out some telephone conversation scenarios with your Out There conversation partner

3.1 Task Sheet 1

Match the words and the pictures

to dial	to hang up	to text	to hold on	to speak to	to answer	to take a message	a phone box	a mobile	answer phone
---------	------------	---------	------------	-------------	-----------	-------------------	-------------	----------	--------------

	a. _____		f. _____
	b. _____		g. _____
	c. _____		h. _____
	d. _____		i. _____
	e. _____		j. _____

Check your answer in the key.



- c) "Hello. Is Sue there please?"  
 "Who's calling?"  
 "It's Jenny"  
 "Sorry. She's not in right now. Can I take a message?"  
 "No, it's OK. I'll try again later"

Jenny speaks to Sue True or False?

- d) "Hi. Can I speak to Sue?"  
 "Is that Jenny? Sorry, she's still out."  
 "Right. Can you give her a message? Can you ask her to text me?"  
 "Sure. Has she got your number?"  
 "Yes"  
 "OK. Bye"

Sue speaks to Jenny True or False?

2. Listen and select the correct word for each space.

- a) 

here	tell	called	speak
------	------	--------	-------

"Hello. Can I ..... to Bernie, please?"  
 "Sorry. He's not ..... at the moment"  
 "OK. Can you ..... him Mark ..... He's got my number"  
 "OK. Bye"

- b) 

got	speaking	it's	that
-----	----------	------	------

"Hello. Is ..... Mark?"  
 "Yes..."  
 "Hi. .... Bernie here. I ..... your message"

- c) 

take	calling	in	here
------	---------	----	------

"Hello. Is Sue ..... please?"  
 "Who's .....?"  
 "It's Jenny"  
 "Sorry. She's not ..... right now. Can I ..... a message?"  
 "No, it's OK. I'll try again later"

d) 

can	message	ask	out
-----	---------	-----	-----

“Hi. .... I speak to Sue?”

“Is that Jenny? Sorry, she’s still .....”

“Right. Can you give her a.....? Can you ..... her to text me”

“Sure. Has she got your number?”

“Yes”

“OK. Bye”

Listen to check your answers.

# Grant Thornton—<sup>REALLY</sup> a great place to work.

We’re proud to have been recognized as one of Canada’s Best Workplaces by the Great Place to Work Institute™ for the last four years. In 2011 Grant Thornton LLP was ranked as the fifth Best Workplace in Canada, for companies with more than 1,000 employees. We are also very proud to be recognized as one of Canada’s top 25 Best Workplaces for Women and as one of Canada’s Top Campus Employers.



**Priyanka Sawant**  
Manager



Audit • Tax • Advisory  
[www.GrantThornton.ca/Careers](http://www.GrantThornton.ca/Careers)



**Grant Thornton**  
An instinct for growth™

© Grant Thornton LLP. A Canadian Member of Grant Thornton International Ltd





### 3.3 Task Sheet 3

1. Which expression is correct in each pair?

- a) Can I speak to Bernie? / I want to speak to Bernie.
- b) I am Bernie. / It's Bernie here.
- c) Who's calling? / Who are you?
- d) I want to speak to Sue. / Is Sue there?
- e) Can you tell her I called? / Can you say her called?
- f) Here is Jenny. / Jenny speaking.

2. Listen and tick [✓] the correct situation.

- a) "Hi. This is Tony. I'm sorry I'm not here to answer your call. Please leave your message when you hear the tone and I'll call you back as soon as possible"  
 It's an answer phone.                       The number is not correct.
- b) "The number you have dialled has not been recognised. Please hang up and try again"  
 It's an answer phone.                       The number is not correct.

3. Listen again and join the words to the correct spaces.

<b>message</b>	<b>leave</b>	<b>tone</b>	<b>call</b>	<b>answer</b>
----------------	--------------	-------------	-------------	---------------

- a) "Hi. This is Tony. I'm sorry I'm not here to..... your call. Please..... your ..... when you hear the ..... and I'll .....you back as soon as possible"

<b>hang up</b>	<b>try</b>	<b>dialled</b>	<b>number</b>
----------------	------------	----------------	---------------

- b) "The ..... you have ..... has not been recognised. Please ..... and ..... again"

## 3.4 Task Sheet 4

## 1. Look.

**Can I speak to Jodie?  
Is Jodie there?  
Is that Jodie?**

**Who's calling?**

**It's Nick ( here).  
Nick speaking.**

**I'm sorry, he's out.  
I'm sorry, he's not here.**

**Can I take a message?**

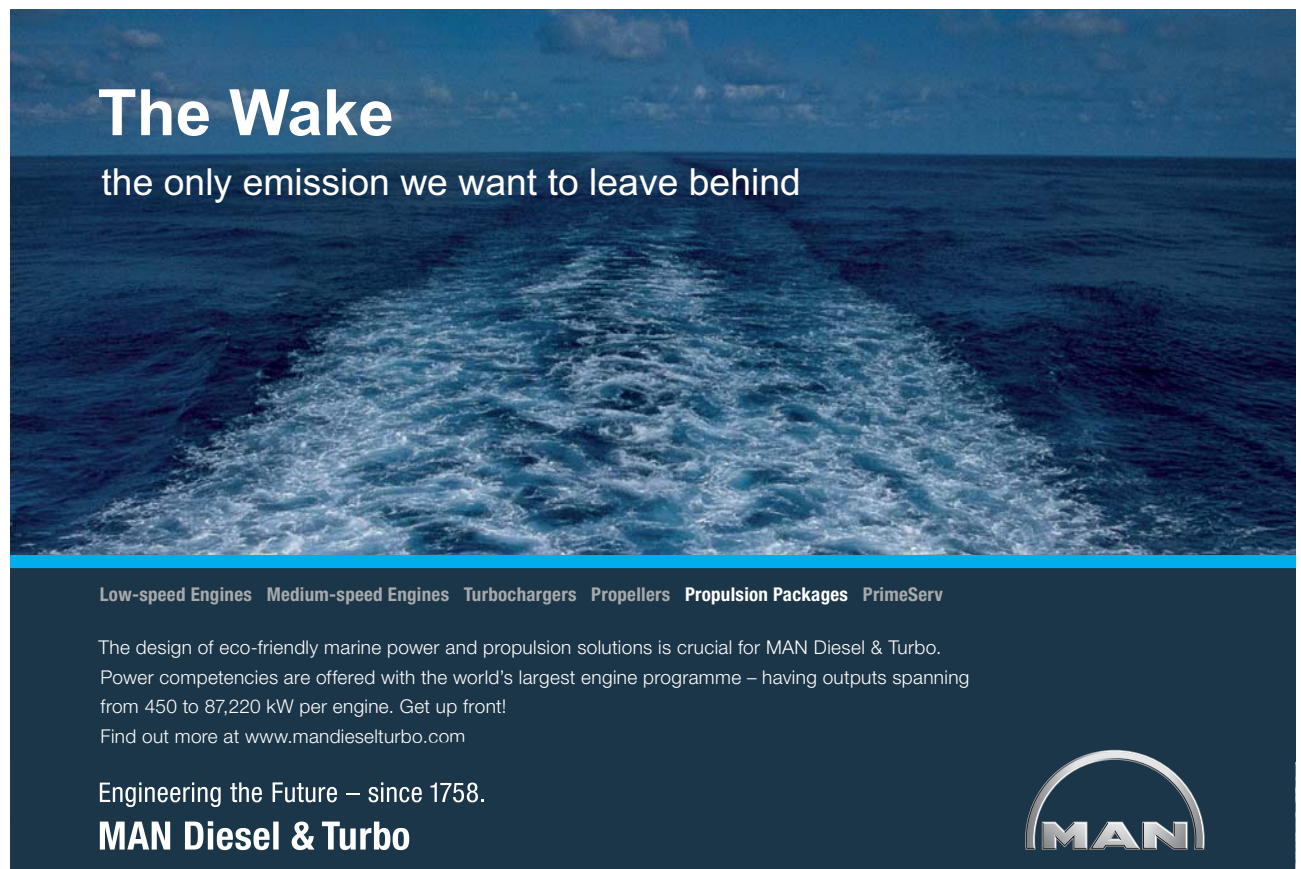
**Can you tell him to phone me?  
Can you ask him to text me?  
Can you give him a message?**

**It's about the train tickets.  
It's about the meeting.  
It's about my English lesson.  
It's about the cinema.**

2. Put the lines of the dialogues in the correct order:
- a) - Oh hi, Tom. It's Jane  
- Hello.  
- Speaking.  
- Hello Can I speak to Tom?
- b) - Can I take a message?  
- 483668  
- No, I'm sorry. He's out. Who's calling?  
- Hello. Is Richard there please?  
- It's Alix
- c) - Has he got your number?  
- Can you tell him Chris called. Can you ask him to text me.  
- Yes  
- Can I take a message?

Check your answers.

**Well done, you have now finished the preparation for the speaking practice task.**



# The Wake


the only emission we want to leave behind

Low-speed Engines Medium-speed Engines Turbochargers Propellers Propulsion Packages PrimeServ

The design of eco-friendly marine power and propulsion solutions is crucial for MAN Diesel & Turbo. Power competencies are offered with the world's largest engine programme – having outputs spanning from 450 to 87,220 kW per engine. Get up front! Find out more at [www.mandieselturbo.com](http://www.mandieselturbo.com)

Engineering the Future – since 1758.

## MAN Diesel & Turbo



### 3.5 Task Sheet 5

#### Out There Task

You are going to act out some telephone conversation scenarios with your *Out There* conversation partners.

**Before you call your *Out There* conversation partners:**

1. Read the task carefully.
2. Do you understand it? If you do not, read it again.
3. Are you ready to call your partners?
4. Call and introduce yourself:  
 “Hi, my name is [insert your name here], I’m learning English, can I act out telephone conversations with you?”
5. Say ‘thank you’...and begin the task.
6. Remember to write your partners’ answers down and ask them to use the ‘chat’ box to spell words and phrases you don’t understand.
7. Remember you can record your conversations and listen to them again.

Introduce yourself to your *Out There* conversation partners.

Using the table below and the language you have been practising, have the conversations. Look at Task Sheet 4 to help you.

Copy the table and instructions below for conversation partners to follow (send via text message before you start the task):

Ready?

You are going to act out some telephone conversation scenarios with your *Out There* conversation partners.

Who	What about	Message
Martin	English lessons	text
Sandra	the cinema tonight	call
Charlotte	some CDs	try again later
Alex	the concert tickets	call on your mobile
Tom	homework	text

### 3.6 Answer Key

#### Task Sheet 1

a. to text; b. an answer phone; c. a phone box; d. to dial; e. to take a message; f. to hang up; g. a mobile;  
h. to speak to; i. to answer; j. to hold on

#### Task Sheet 2

1. a. False; b. True; c. False; d. False
2. a. speak; in; tell; called  
b. that; speaking; it's; got  
c. there; calling; in; take;  
d. can; out; message; ask

#### Task Sheet 3

1. a. Can I speak to Bernie?;      b. It's Bernie here;      c. Who's calling?;  
d. Is Sue there?                      e. Can you tell her I called;  
f. Jenny speaking
2. a. answer phone; b. the number is not correct
3. a. answer; leave; message; tone; call  
b. number; dialled; hang up; try

#### Task Sheet 4

2.
  - a) Hello.  
Hello. Can I speak to Tom?  
Speaking.  
Oh hi, Tom. It's Jane
  - b) 483668  
Hello. Is Richard there please?  
No, I'm sorry. He's out. Who's calling?  
It's Alix  
Can I take a message?
  - c) Can I take a message?  
Can you tell him Chris called. Can you ask him to text me.  
Has he got your number?  
Yes

# Lesson 4: Taking a taxi

Level 1	Topic	Aim	Language Focus	Skills
Lesson 4	Taking a taxi	To feel confident using taxis; correctly identify money; understand key airport signage	Vocabulary of taxis, airport; requests with 'can' and money	Speaking, listening

### Self-study

1. Task Sheet 1. Match the words and the pictures. Then check your answers in the key.
2. Task Sheet 2. Listen to the dialogues and underline the correct answers a), b) or c).
3. Task Sheet 3. Put the sentences in the correct order to make dialogues. Listen and check your answers. Then listen again and repeat the sentences.
4. Task Sheet 4. Go to Exercise 1. Match the words with the pictures. Then look at Exercise 2. How much is the total in each sentence? Write the answers in the boxes.
5. Now go to the *Out There* task.

### Out There

Practise some dialogues with your *Out There* conversation partners



## CAREER KICKSTART

An app to keep you in the know

Whether you're a graduate, school leaver or student, it's a difficult time to start your career. So here at RBS, we're providing a helping hand with our new Facebook app. Bringing together the most relevant and useful careers information, we've created a one-stop shop designed to help you get on the career ladder – whatever your level of education, degree subject or work experience.

And it's not just finance-focused either. That's because it's not about us. It's about you. So download the app and you'll get everything you need to know to kickstart your career.

So what are you waiting for?


Click [here](#) to get started.



4.1 Task Sheet 1

Match the words and the pictures.


- |                |                    |                        |                |
|----------------|--------------------|------------------------|----------------|
| 1. a taxi rank | 2. a receipt       | 3. the airport         | 4. the station |
| 5. the fare    | 6. the city centre | 7. Departures          |                |
| 8. Arrivals    | 9. Check-In        | 10. the Duty Free shop |                |



a.




f.



b.




g.



c.



h.



d.



i.



e.




j.


Check your answers in the key.

## 4.2 Task Sheet 2

Look at the pictures, listen to the dialogues and underline the correct answers.




1. Where's the taxi rank?  
 a) at the station  
 b) in the city centre  
 c) at the airport



2. Where does he want to go?  
 a) the station  
 b) the city centre  
 c) the airport



3. How much does it cost to the hotel?  
 a) £5.60  
 b) £6.60  
 c) £6.50



4. What's the fare?  
 a) £9.00  
 b) £19  
 c) £9.90



### 4.3 Task Sheet 3

Put the lines of the dialogues in the correct order.

1. - There's a taxi rank in the city centre, opposite the cinema.  
- Excuse me. Where can I get a taxi?  
- Thanks.
  
2. - The airport.  
- Certainly? Where would you like to go?  
- OK. Just a minute.  
- Excuse me, can you get me a taxi, please?
  
3. - George Hotel? This time of day? About £6.50.  
- Can you take me to the George Hotel – what's the fare, more or less?  
- Where to?
  
4. - £9.90  
- Can I have a receipt?  
- How much is that?  
- Sure. Here you are.

Listen and check your answers.

Listen and repeat.


4.4 Task Sheet 4

Look:

Exercise 1

Match the word to the correct coin.

one pound    two pounds    fifty p    twenty p    ten p    five p    two p    one p



Listen and repeat the words.

**ORACLE®**

**Be BRAVE**

***enough to reach for the sky***

Oracle's business is information - how to manage it, use it, share it, protect it. Oracle is the name behind most of today's most innovative and successful organisations.

Oracle continuously offers international opportunities to top-level graduates, mainly in our Sales, Consulting and Support teams.

If you want to join a company that will invest in your future, Oracle is the company for you to drive your career!



<https://campus.oracle.com>



**ORACLE IS THE INFORMATION COMPANY**



**Exercise 2**

How much is this? First say your answer, then write it.

1. £1 + £2 + 50 + 5		
2. £5 + 20+5		
3. £ 2 + £1 + 50 + 20+2+2+1		
4. £1+ 50+ 10 + 5		
5. £10 + £1+50+ 20+5		
6 £2 + £1+£1+ 50+ 20+ 30		

**Well done, you have now finished the preparation for the speaking practice task.**

## 4.5 Task Sheet 5

### *Out there* Task

You are going to practise some dialogues with your *Out There* conversation partners. They are going to pretend to be a taxi driver and you are going to tell them where you want to go and ask them how much it costs. You are also going to ask for a receipt at the end of the journey and have a general conversation with them during your “journey” if you can. Use the language you have been practising in the self-study material.

### **Before you call your *Out There* conversation partners:**

1. Read the task again.
2. Do you understand it? If you do not, read it again.
3. Are you ready to call your partners?
4. Call and introduce yourself:  
“Hi, my name is (insert your name here), I’m learning English. Can I ask you some questions about taking a taxi?”
5. Say ‘thank you’...and begin the task.
6. Remember to write your partners’ answers down and ask them to use the chat box to spell words and phrases you don’t understand.

### **Ready?**

Ask the ‘taxi driver’ to take you to the places below

e.g. *Hello/Good morning. Can I go to The King’s Hotel, please?*

The King’s Hotel

- Ⓟ The Green Dragon Restaurant
- Ⓟ Cambridge Road
- Ⓟ The airport
- Ⓟ The railway station

Copy instructions below for conversation partners to follow (send via text message before you start the task):

You are going to practise some dialogues. You are going to pretend to be a taxi driver and have a general conversation with them during your “journey” if you can.

## 4.6 Answer Key

### Task Sheet 1

1 h; 2 f; 3 g; 4 c; 5 i; 6 j; 7 d; 8 a; 9 b; 10 e

### Task Sheet 2

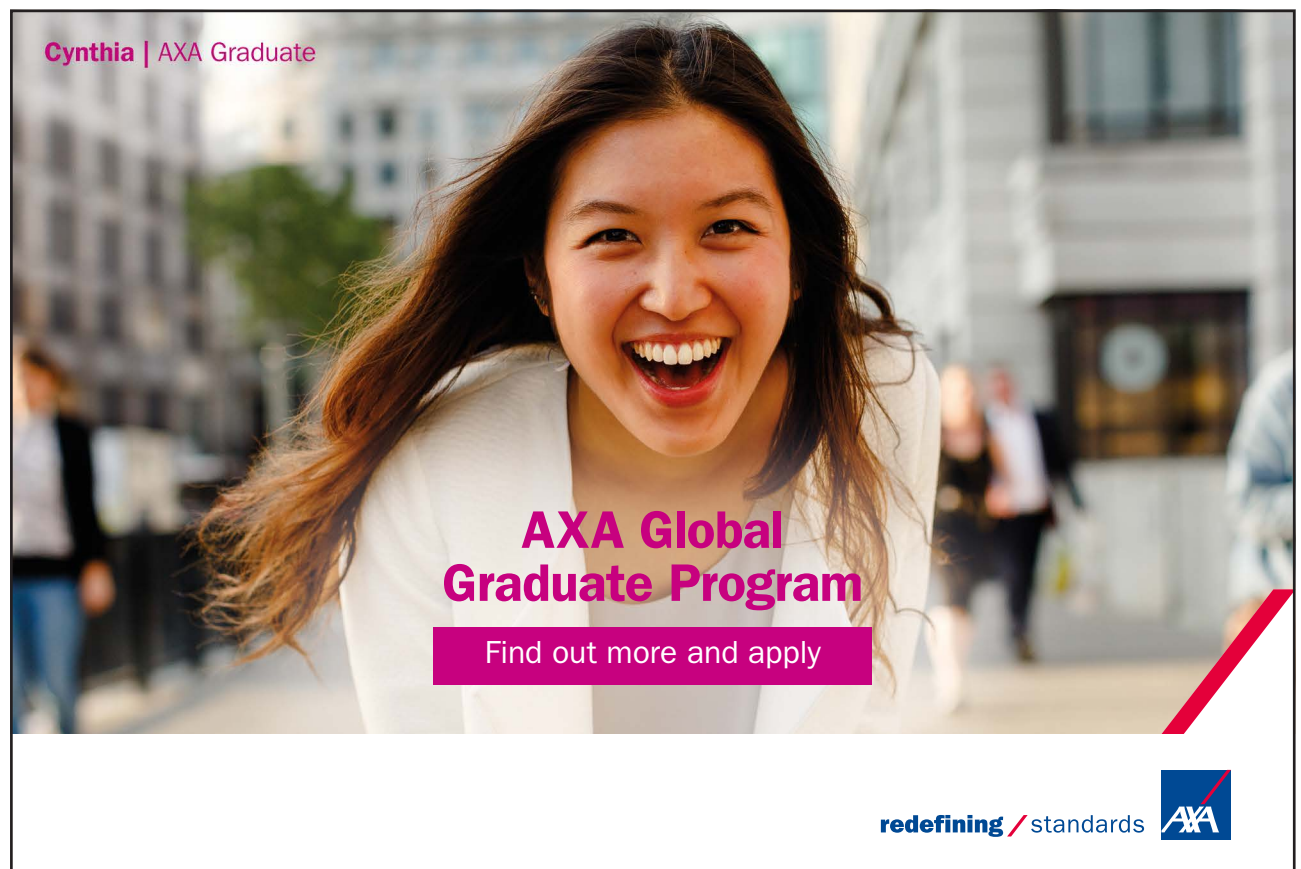
1 b; 2 c; 3 c; 4 a

### Task Sheet 3

- Excuse me. Where can I get a taxi?
- There's a taxi rank in the city centre, opposite the cinema
- Thanks

### Task sheet 3

- Excuse me. Where can I get a taxi?
  - There's a taxi rank in the city centre, opposite the cinema
  - Thanks



**Cynthia | AXA Graduate**

**AXA Global Graduate Program**

Find out more and apply

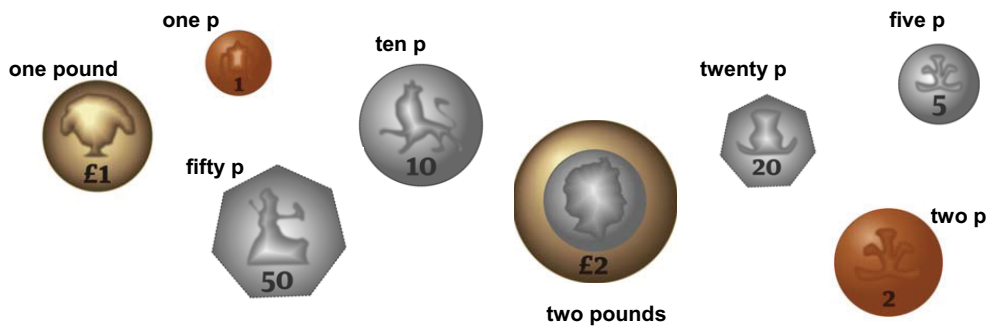
redefining / standards AXA



2. - Excuse me, can you get me a taxi, please?
  - Certainly? Where would you like to go?
  - The airport.
  - OK. Just a minute
3. - Where to?
  - Can you take me to the George Hotel – what’s the fare, more or less?,
  - George Hotel? This time of day? About £6.50
4. - How much is that?
  - £9.90
  - Can I have a receipt?
  - Sure. Here you are

**Task Sheet 4**

1.



2.

1. £3.55
2. £5.25
3. £3.75
4. £1.65
5. £11.75
6. £4.80

# Lesson 5: Food and drink

Level 1	Topic	Aim	Language Focus	Skills
<b>Lesson 5</b>	Food and drink	To enable students to order a light meal and a drink in a pub or cafe	Food and drink lexis; 'can' for requests	Speaking, listening

## Self-study

1. Look at Task Sheet 1. Match the pictures to the words. Then check your answers in the key.
2. Now look at Task Sheet 2. Find 16 words for foods and drinks and then write them in the correct column – Food or Drink. Then match the different foods with the animals they come from.
3. Task Sheet 3. Look at the menu. Then listen and tick what the customers order.
4. Task Sheet 4. Listen and write the conversations in the correct order. Then listen to the prompts and practise ordering food and drink.
5. Listen and write down how much each item costs.
6. Now go to the *Out There* task.

## Out There

To practise ordering food and drink with your *Out There* conversation partners.

5.1 Task Sheet 1


Exercise 1

Match the picture to the words.

- |                              |                      |                    |                      |
|------------------------------|----------------------|--------------------|----------------------|
| 1. a burger and chips        | 2. a cup of coffee   | 3. ice cream       | 4. orange juice      |
| 5. a cup of tea              | 6. a cheese sandwich | 7. tomato soup     | 8. a bottle of water |
| 9. a piece of chocolate cake |                      | 10. fish and chips |                      |



a. \_\_\_\_\_




f. \_\_\_\_\_



b. \_\_\_\_\_




g. \_\_\_\_\_




c. \_\_\_\_\_



h. \_\_\_\_\_



d. \_\_\_\_\_



i. \_\_\_\_\_



e. \_\_\_\_\_



j. \_\_\_\_\_

Check your answers in the key.



5.2 Task Sheet 2

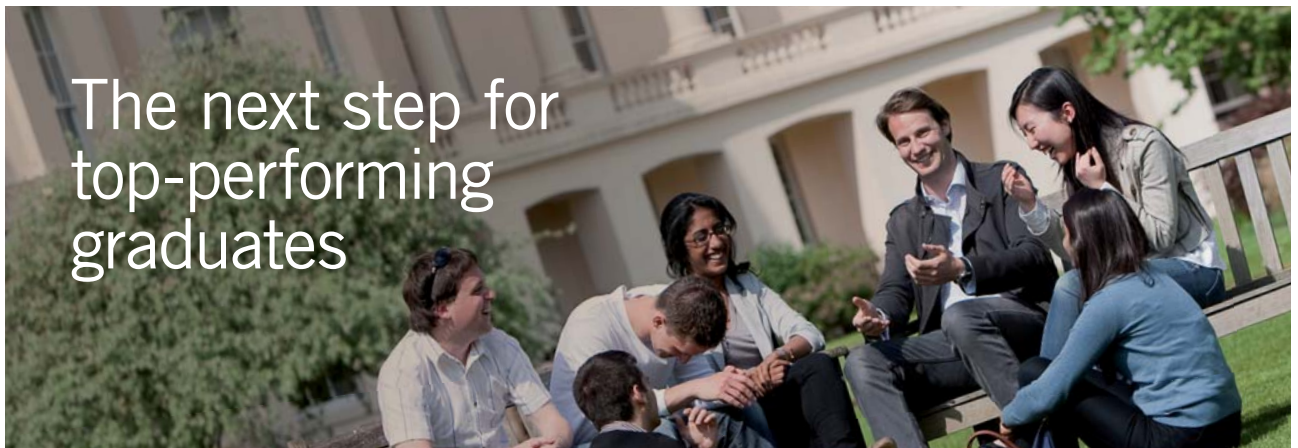
Exercise 1

Here are some more things you eat and drink. Can you separate them?

coke pizzabeermilk lasagnasalad sausage somelette pasta lemonade fruitrice eggbeanslagerpeas

Now put them in the food or drink columns:

Food	Drink



**Masters in Management**



Designed for high-achieving graduates across all disciplines, London Business School's Masters in Management provides specific and tangible foundations for a successful career in business.

This 12-month, full-time programme is a business qualification with impact. In 2010, our MiM employment rate was 95% within 3 months of graduation\*; the majority of graduates choosing to work in consulting or financial services.

As well as a renowned qualification from a world-class business school, you also gain access to the School's network of more than 34,000 global alumni – a community that offers support and opportunities throughout your career.







For more information visit [www.london.edu/mm](http://www.london.edu/mm), email [mim@london.edu](mailto:mim@london.edu) or give us a call on +44 (0)20 7000 7573.


\* Figures taken from London Business School's Masters in Management 2010 employment report



2. Here are foods that come from animals. Put the food with the animal.

<b>steak</b>	<b>prawns</b>	<b>pork</b>	<b>cod</b>	<b>beef</b>
<b>chicken</b>	<b>lamb</b>	<b>ham</b>	<b>bacon</b>	<b>tuna</b>

					
---	---	---	---	---	---



*Menu*

**Soup of the Day**  
*Tomato*

**Sandwiches**  
*Cheese*  
*Ham*  
*Tuna and mayonnaise*  
*Bacon, lettuce, tomato*  
*Prawn and mayonnaise*  
*Chicken salad*

**Hot dishes**  
*Burger and chips*  
*Omelette and chips*  
*Cod and chips*  
*Spaghetti*  
*Bacon, egg, sausage, tomato*

**Drinks**  
*Coke*  
*Pepsi*  
*Mineral water*  
*Tea*  
*Coffee*  
*Hot chocolate*

**Desserts**  
*Ice cream*  
*Fruit salad*  
*Chocolate cake*  
*Rice pudding*



Listen. What do the customers order?

- a) \_\_\_\_\_
- b) \_\_\_\_\_
- c) \_\_\_\_\_
- d) \_\_\_\_\_
- e) \_\_\_\_\_
- f) \_\_\_\_\_

### 5.4 Task Sheet 4

1 Listen again and put the sentences in order.

- 1. "Er...yes, a Coke please"  
 "Anything else?"  
 "I'll have tomato soup, please and a burger and chips"  
 "Good afternoon. What would you like?"  
 \_\_\_\_\_  
 \_\_\_\_\_  
 \_\_\_\_\_  
 \_\_\_\_\_

- 2. "Yes thanks"  
 "Is that all?"  
 "Can I have a cheese sandwich and a piece of chocolate cake"  
 "Hi there – what can I get you?"  
 "Yes, I'll have a cup of tea, please?"  
 "Anything to drink?"  
 \_\_\_\_\_  
 \_\_\_\_\_  
 \_\_\_\_\_  
 \_\_\_\_\_  
 \_\_\_\_\_

#### Exercise 2

To say what you want, ask 'Can I have ..... please?' or 'I'll have...please.'

Listen and ask for the food and drink you hear.

Prompts:

- |                      |                    |                             |
|----------------------|--------------------|-----------------------------|
| 1. a cup of tea      | 4. a cup of coffee | 7. a glass of milk          |
| 2. a tuna sandwich   | 5. steak and chips | 8. a bacon sandwich         |
| 3. a bottle of water | 6. a beer          | 9. some chocolate ice cream |

5.5 Task Sheet 5

Exercise 1



# Get Internationally Connected at the University of Surrey

MA Intercultural Communication with International Business  
MA Communication and International Marketing



**MA Intercultural Communication with International Business**

Provides you with a critical understanding of communication in contemporary socio-cultural contexts by combining linguistic, cultural/media studies and international business and will prepare you for a wide range of careers.

**MA Communication and International Marketing**

Equips you with a detailed understanding of communication in contemporary international marketing contexts to enable you to address the market needs of the international business environment.

For further information contact:

T: +44 (0)1483 681681

E: [pg-enquiries@surrey.ac.uk](mailto:pg-enquiries@surrey.ac.uk)

[www.surrey.ac.uk/downloads](http://www.surrey.ac.uk/downloads)



Listen and repeat.

### Exercise 2

Ask for these things. Remember to say 'Can I have...please' or 'I'll have...please' and then ask the price. Listen and write down how much it costs.

1. a ham sandwich \_\_\_\_\_
2. a burger \_\_\_\_\_
3. sausage, egg and chips \_\_\_\_\_
4. a cheese salad \_\_\_\_\_
5. a piece of chocolate cake \_\_\_\_\_
6. a beer \_\_\_\_\_

**Well done, you have now finished the preparation for the speaking practice task.**

## 5.6 Task Sheet 6

### *Out There* Task

You're in a cafe and want to order something to eat and drink. Here's the menu. Your conversation partner is the 'waiter'. Don't forget to pay! (Write down how much it costs).

#### **Before you call your *Out There* conversation partners:**

1. Read the task again.
2. Do you understand it? If you do not, read it again.
3. Are you ready to call your partners?
4. Call and introduce yourself:  
"Hi, my name is (insert your name here), I'm learning English. Can I ask you some questions about food and drink?"
5. Say 'thank you' and begin the task.
6. Remember to write your partners' answers down and ask them to use the chat box to spell words and phrases you don't understand.

#### **Ready?**

Copy Task Sheet 3 Menu and instructions for conversation partners to follow (send via text message before you start the task):

You are going to pretend to be a waiter.

## 5.7 Answer Key

## Task Sheet 1

1. i; 2. e; 3. g; 4. b; 5. h; 6. c; 7. f; 8. j; 9. d; 10. a

## Task Sheet 2

<b>Food:</b>	<b>Drink:</b>
pizza	coke
lasagne	beer
salad	milk
sausages	lemonade
omelette	lager
pasta	
fruit	
rice	
eggs	
beans	
peas	

2.

<b>Pig</b>	<b>Cow</b>	<b>Fish</b>	<b>Hen</b>	<b>Sheep</b>	<b>Shrimp</b>
ham	beef	tuna	chicken	lamb	prawns
bacon	steak	cod			
pork					

## Task Sheet 3

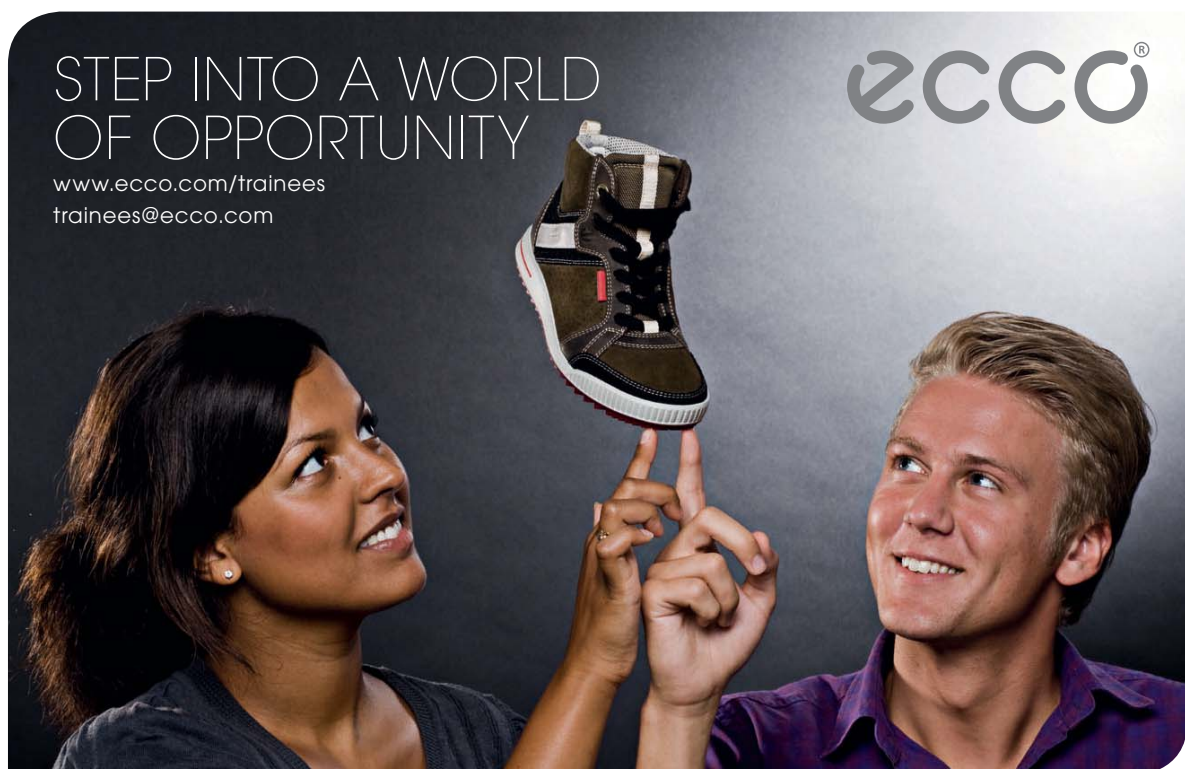
a) tomato soup; b) burger and chips; c) Coke; d) a cheese sandwich  
e) a piece of chocolate cake; f) a cup of tea

**Task Sheet 4**

1. “Good afternoon. What would you like?”  
“I’ll have tomato soup, please and a burger and chips”  
“Anything else?”  
“Er...yes, a Coke please”
2. “Hi there – what can I get you?”  
“Can I have a cheese sandwich and a piece of chocolate cake?”  
“Anything to drink?”  
“Yes, I’ll have a cup of tea, please?”  
“Is that all?”  
“Yes thanks”

**Task Sheet 5**

1. £1.85; 2. £1.50; 3. £2.75; 4. £1.99; 5. 90 p; 6. £2.35





You can buy and download the full course of 20 lessons from the website of the tiny innovative company for just £5 here:

<http://englishoutthere.com/english-student-courses/beginner-course>